

Dr Name: _____

EXPRESS DELIVERY

Signature: _____

Patient Name/ID: _____

Due Date: _____

Scanner Brand: _____

Address: _____

Digital Scan ID: _____

City: _____ State: _____ Zipcode: _____

Dr Licence #: _____

PLEASE TICK OPTIONS BELOW

RESTORATION

- Crown Bridge Inlay/Onlay Veneer Post & Core Maryland Bridge Cantilever Bridge

CROWN OPTIONS

ALL CERAMIC

Lithium Disilicate

- IPS e.max (layered)
- IPS e.max Press (monolithic)
- IPS e.max CAD
- IPS e.max Veneers

Zirconia

- PFZ (layered)
- FMZ (monolithic)
- FMZ-T (translucent)
- Zirconia Veneers
- Enhanced Bonding

PFM

Alloy options

- Non-Precious
- Semi-Precious
- High-Precious (40% Gold)
- High-Precious (74% Gold)

Wax Up

- Digital smile design

Interproximal Contact

- Normal ★
- Broad

Margin

- 180° Porcelain Buccal Margin
- 360° Porcelain Margin

Embrasure

- Natural ★
- Closed
- Open

Occlusal Contact

- Heavy
- Light ★
- Open

Pontic Design

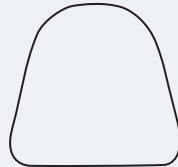
- Ovate
- Ridge Lap ★
- Hygienic

★ Indicates option default if none selected

1	2	3	4	5	6	7	8	9	10	11	12	13	14	15	16
32	31	30	29	28	27	26	25	24	23	22	21	20	19	18	17

Additional Instructions

SHADE INSTRUCTIONS



Basic Shade: _____

Stump Shade: _____



eocalab.com

email your lab form to: contact@eocalab.com

EOCA Lab | 2820 Scherer Drive North, Suite 210 St. Petersburg, FL 33716 USA | Phone: +1 (727) 256 0537

Dr Name: _____

Patient Name/ID: _____

Due Date: _____

Address: _____

City: _____ State: _____ Zipcode: _____

EXPRESS DELIVERY

Signature: _____

Scanner Brand: _____

Digital Scan ID: _____

Dr Licence #: _____

PLEASE TICK OPTIONS BELOW

HAWLEY TYPE

Hawley

Hawley Spring

ARCH

Upper

Lower

Upper and Lower

ADD COLOR TO ACRYLIC

Transparent ★

Blue

Pink

Red

Green

other



★ Indicates option default if none selected

Additional Instructions



Dr Name: _____

Patient Name/ID: _____

Due Date: _____

Address: _____

City: _____ State: _____ Zipcode: _____

EXPRESS DELIVERY

Signature: _____

Scanner Brand: _____

Digital Scan ID: _____

Dr Licence #: _____

PLEASE TICK OPTIONS BELOW

ARCH

- Upper
- Lower
- Upper and Lower

TRIM

- Curved trim
- Straight trim

NUMBER OF SETS

- 1 x
- 2 x
- 3 x

BITE RAMPS (UPPER)

- None
- Yes

FIXED LINGUAL BAR IN PLACE

- Yes
- No

IF YES, COVER LINGUAL BAR

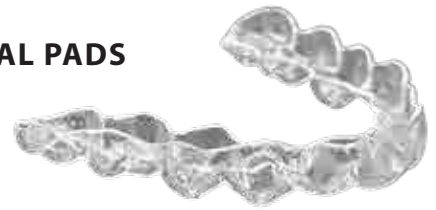
- Yes
- No, trim around

TOOTH MOVEMENT OPTIMISED

- Yes*
- No

TMD OCCLUSAL PADS

- None
- 2mm height
- 3mm height



ADD COLOR TO TMD OCCLUSAL PADS

- Transparent ★
- Blue
- Yellow
- Purple
- Pink
- Green

*TMO = Tooth Movement Optimised (tooth movement table to be uploaded with this order form)

★ Indicates option default if none selected

Additional Instructions



Dr Name: _____

Patient Name/ID: _____

Due Date: _____

Address: _____

City: _____ State: _____ Zipcode: _____

EXPRESS DELIVERY

Signature: _____

Scanner Brand: _____

Digital Scan ID: _____

Dr Licence #: _____

PLEASE TICK OPTIONS BELOW

RESTORATION TYPE

- Implant crown
- Implant bridge

ABUTMENT

- Zirconia
- Titanium

CROWN RETENTION

- Screw retained
- Cement retained

COMPONENTS

- Generic components
- Branded components

RESTORATION MATERIAL

ALL CERAMIC

PFM

Lithium Disilicate

- IPS e.max (layered)
- IPS e.max Press (monolithic)
- IPS e.max CAD
- IPS e.max Veneers

Zirconia

- PFZ (layered)
- FMZ (monolithic)
- FMZ-T (translucent)
- Zirconia Veneers
- Enhanced Bonding

Alloy options

- Non-Precious
- Semi-Precious
- High-Precious (40% Gold)
- High-Precious (74% Gold)

Wax Up

- Digital smile design

Interproximal Contact

- Normal ★ Broad

Margin

- 180° Porcelain Buccal Margin
- 360° Porcelain Margin

Embrasure

- Natural ★
- Closed
- Open

Occlusal Contact

- Heavy
- Light ★
- Open

Pontic Design

- Ovate
- Ridge Lap ★
- Hygienic

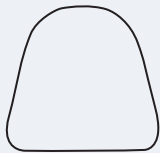
★ Indicates option default if none selected

1	2	3	4	5	6	7	8	9	10	11	12	13	14	15	16
32	31	30	29	28	27	26	25	24	23	22	21	20	19	18	17

Implant Brand: _____ Diameter: _____ Platform: _____

Additional Instructions

SHADE INSTRUCTIONS



Basic Shade: _____

Stump Shade: _____



Dr Name: _____

Patient Name/ID: _____

Due Date: _____

Address: _____

City: _____ State: _____ Zipcode: _____

EXPRESS DELIVERY

Signature: _____

Scanner Brand: _____

Digital Scan ID: _____

Dr Licence #: _____

PLEASE TICK OPTIONS BELOW

Material

- Co-Cr ★
- Titanium

Tooth Coverage

- Canine to Canine ★
- Lateral to Lateral
- Central to Central
- Other _____

Tooth Movement Optimised (TMO)

- Yes, Tooth Movement Table with this form ★
- No

★ Indicates option default if none selected

Color (if Titanium selected)

- None ★
- Light Blue
- Dark Blue
- Purple
- Yellow/Gold
- Pink

Design

- Straight ★



- Serpentine



- Serpentine Perio



Additional Instructions



eocalab.com

email your lab form to: contact@eocalab.com

EOCA Lab | 2820 Scherer Drive North, Suite 210 St. Petersburg, FL 33716 USA | Phone: +1 (727) 256 0537

Dr Name: _____

Patient Name/ID: _____

Due Date: _____

Address: _____

City: _____ State: _____ Zipcode: _____

EXPRESS DELIVERY

Signature: _____

Scanner Brand: _____

Digital Scan ID: _____

Dr Licence #: _____

PLEASE TICK OPTIONS BELOW

ARCH

Upper

Lower

THICKNESS

1 mm

2 mm

3 mm

TYPE

Soft Bite

Hard Bite - Acrylic

Hard Bite - Nylon

Armadillo (Hard/Soft)

Michigan Splint

NTI Splint

Gelb Appliance

Atlas TMD

Atlas TMD - Ti

Atlas PEEK

Atlas PEEK - Ti



Additional Instructions



Dr Name: _____

Patient Name/ID: _____

Due Date: _____

Address: _____

City: _____ State: _____ Zipcode: _____

EXPRESS DELIVERY

Signature: _____

Scanner Brand: _____

Digital Scan ID: _____

Dr Licence #: _____

PLEASE TICK OPTIONS BELOW

FRAMEWORK

- P/- Framework
- /P Framework
- P/- Framework & try in with teeth
- /P Framework & try in with teeth
- P/- Framework and process
- /P Framework and process
- Proceed to finish
- Cobalt Chromium Framework
- Titanium Framework

Acrylic denture

- P/- Acrylic (try in only)
- /P Acrylic (try in only)
- P/- Acrylic (straight to finish)
- /P Acrylic (straight to finish)
- F/- try in with teeth
- /F try in with teeth
- F/- process
- /F process
- Immediate Replacement
List teeth numbers _____
- Tooth Colored Clasps
List teeth numbers and shade _____
- Clear clasps
List teeth numbers and shade _____
- High Impact Acrylic

FLEXIBLE denture (DuraFlex)

- P/- Flexible (try in only)
- /P Flexible (try in only)
- P/- Flexible (finish)
- /P Flexible (finish)

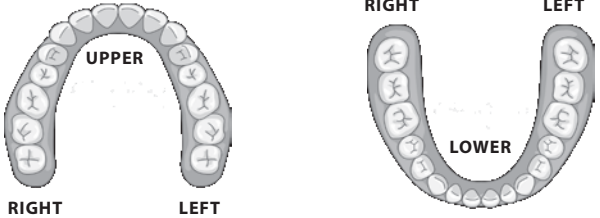
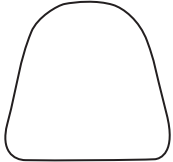
MISCELLANEOUS

- Mouth Guard
- Bleaching Trays
- Diagnostic Wax Ups, teeth

SHADE INSTRUCTIONS

Basic Shade: _____

Stump Shade: _____



Additional Instructions
